

MAKING MODERN LIVING POSSIBLE

*Danfoss*



Danfoss Electronics...  
MCX makes the difference

*Danfoss*



|ITALY|



---

## General index

---

<b>Introduction</b>	<b>6</b>
Programmability for all	6
MCX network	8
MCX technical specifications	10
<b>Programmable control</b>	<b>12</b>
MCX06C	12
MCX06D	14
MCX08M	16
MCX15B	18
MCX20B	20
LCX06C	22
<b>Expansion control</b>	<b>24</b>
EXC06D	24
EXC12M	26
<b>User interface module</b>	<b>28</b>
MMIGRS	28
MMILDS	30
<b>Programming module</b>	<b>32</b>
MMIMYK	32
<b>Dedicate programmable control</b>	<b>34</b>
CSTFR1	34
<b>Driver for electronic valve</b>	<b>36</b>
EXD316	36
<b>Remote connection MMIGRS module</b>	<b>38</b>
ACMMR	38
<b>Accessory</b>	<b>40</b>
ACCGTW	40
ACCSCS	42
ACCTRS	44
ACCTRD	46
ACCPBT	48
ACCPBP	49
ACCCBI	50
ACCCNX	51



|MCX FAMILY| - Programmable control

### **Programmability for all**

---

With its range of products, Danfoss Electronics aims at extending and widening the concept of programmability by leaving behind the current limits of just high-level applications and expanding it to all possible environments.

Programmability therefore becomes the instrument that enables you to adjust the control to the user and not the other way round.

Through the development of its application software, Danfoss Electronics makes possible to work on several levels:

- a first level for setting and customising Danfoss Electronics' standard applications. That is an already developed application software that can be 'trimmed' to provide a completely new personalised programme;
- a higher structured language level (from standard C++) for those who are expert enough and prefer to exploit the highest possible detail and potential that a standard programming language can offer.

### **THE DANFOSS ELECTRONICS DEVELOPMENT SYSTEM**

The application software is written in a programming language drawn from C++. We have hidden some of its unsafe functions for the programming of our instruments and at the same time we have made the language simpler and less likely to allow errors.

Any text editor can be used to write the programme, however Danfoss Electronics recommends the use of specific editors for software development, enabling the highlighting of the syntax, the help online as well as the integration with the compiler and MCX uploader.



## **MCX network**

---

Danfoss Electronics presents its instrumentation series through new MCX programmable controls, which are able to meet the management and requirements of all HVAC/R and industrial automation applications.

MCX system has been formulated along the following concepts:

### **PROGRAMMABILITY:**

to offer to our customers the opportunity to search for the most suitable customized solution through the MCX programmable controls.

### **MODULAR DESIGN:**

to optimize ongoing performance of the system through the MCX and EXC expansion controls.

### **CONNECTIVITY:**

to make our products compatible with the most common communication protocols in the market, through the ACC accessory controls.

### **USER INTERFACE:**

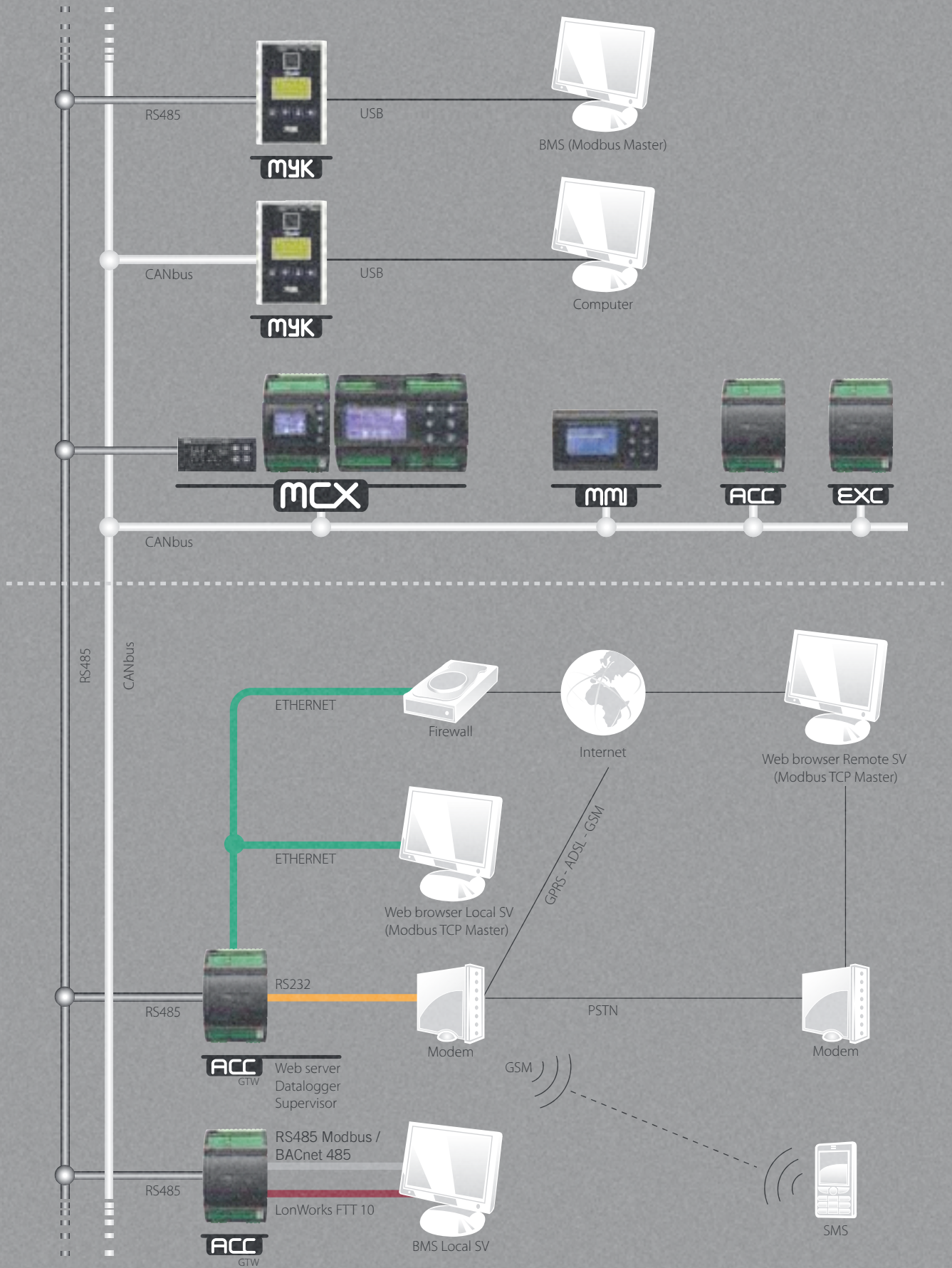
to make our products “user friendly” in order to facilitate the end user’s programming of the entire system’s function through the MMI controls.

MCX system is a global, open and flexible system. The modular architecture of the system has been built using EXC expansion controls, ACC accessory controls and a standard communication protocol (CANbus for local network, Modbus for supervisor network). The open structure allows connectivity with other standard protocols utilized for the HVAC/R and industrial automation markets.

The expansion of the network is possible through a “plug & play” system, which provides extremely easy access to shared resources.

Through the innovative software programme, the customer has a complete and immediate entry to all the system’s elements. The integrated management of the components and the realization of a system with distributed control has never been so easy...





- LonWorks is a registered trademark of Echelon Corporation
- Ethernet is a registered trademark of Xerox Corporation
- BACnet is a registered trademark of American Society of Heating, Refrigerating and Air Conditioning Engineers
- Modbus is a registered trademark of Schneider Automation

## Introduction

### MCX technical specifications

#### ANALOG INPUTS

NTC, 0/1V, 0/5V

NTC, Pt1000, 0/1V, 0/5V, 0/10V, ON/OFF, 0/20mA, 4/20mA selectable via software

Max number

#### DIGITAL INPUTS

24V optoisolated

230Vac optoisolated

Voltage free contact

Max number

#### ANALOG OUTPUTS

0/10Vdc optoisolated

0/10Vdc, PWM, PPM selectable via software

PWM, PPM cutting phase

Max number

#### DIGITAL OUTPUTS

SPST relay 8A

SPDT relay 8A

SPST relay 16A

SPDT relay 16A

SSR 24Vac/230Vac (optional)

Max number

#### POWER SUPPLY

20/60Vdc - 24Vac

110-230Vac – 50/60Hz

Isolated power supply

#### OTHERS

Connection for programming key

Connection for remote display and keyboard

Buzzer

CANbus

RTC clock

Modbus RS485 serial interface

TTL serial interface

Dimensions

Mounting

• Available for all models ° Available for some models



**MCX06C**

MCX06C is an electronic controller that holds all the typical functionalities of MCX controllers in the 32x74mm standard size: programmability, connection to the CANbus local network, Modbus RS485 serial communication interface



MCX06C



Family:|MCX| Type:|06Compact| Display:|LED| Dimensions:|33x75mm|

**Product part numbers**

code	description
080G0065	MCX06C, 24V, LED, S
080G0066	MCX06C, 24V, LED, RS485, RTC, S

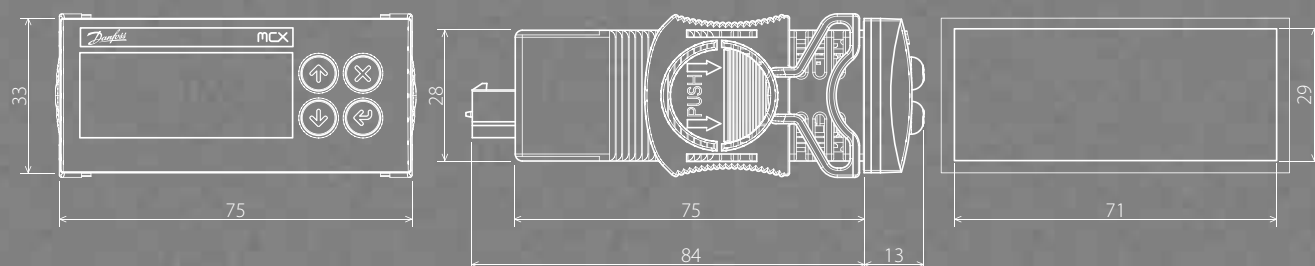
Note: the single pack codes (S) don't include standard kit connectors. On request are available also the industrial pack codes (I) that don't include standard kit connectors

## General features

	MCX06C
<b>ANALOG INPUTS</b>	
NTC, 0/1V, 0/5V	2
Universal (NTC, Pt1000, 0/1V, 0/5V, 0/10V, ON/OFF, 0/20mA, 4/20mA) selectable via software	2
Total number	4
<b>DIGITAL INPUTS</b>	
Voltage-free contact	6
Total number	6
<b>ANALOG OUTPUTS</b>	
0/10Vdc, PWM, PPM selectable via software	1
PWM, PPM selectable via software	1
Total number	2
<b>DIGITAL OUTPUTS</b>	
SPST relay 5A (normally open contacts)	6
Total number	6
<b>OTHERS</b>	
Insulated power supply 20/60Vdc - 24Vac	•
Connection for programming key	•
Connection for remote display and keyboard	•
Buzzer	•
CANbus	•
RTC clock	•
Modbus RS485 serial interface	•
Dimensions (mm)	33x75
Mounting	Panel

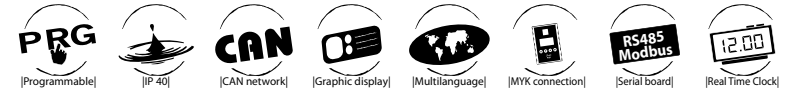
## Dimensions

### LED DISPLAY



**MCX06D**

MCX06D is fitted with LED display, graphic LCD display, or without display. It is an electronic controller that holds all the typical functionalities of MCX controllers in the compact size of 4 DIN modules: programmability, connection to the CANbus local network, Modbus RS485 serial communication interface



MCX06D



Family:|MCX| Type:|06DIN| Display:|LED-LCD| Dimensions:|04DIN|

**Product part numbers**

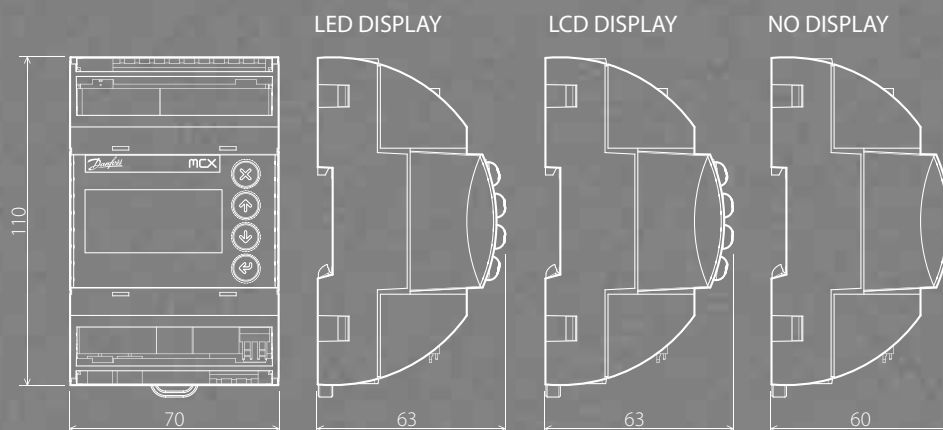
code	description
080G0108	MCX06D, 24V, LED, S
080G0109	MCX06D, 24V, LED, RS485, RTC, S
080G0111	MCX06D, 24V, LCD, S
080G0112	MCX06D, 24V, LCD, RS485, RTC, S
080G0114	MCX06D, 24V, S
080G0115	MCX06D, 24V, RS485, RTC, S

Note: the single pack codes (S) include standard kit connectors. On request are available also the industrial pack codes (I) that don't include standard kit connectors

## General features

	MCX06D
<b>ANALOG INPUTS</b>	
NTC, 0/1V, 0/5V	2
Universal (NTC, Pt1000, 0/1V, 0/5V, 0/10V, ON/OFF, 0/20mA, 4/20mA) selectable via software	2
Total number	4
<b>DIGITAL INPUTS</b>	
Voltage-free contact	8
Total number	8
<b>ANALOG OUTPUTS</b>	
0/10Vdc, PWM, PPM selectable via software	2
PWM, PPM selectable via software	1
Total number	3
<b>DIGITAL OUTPUTS</b>	
SPST relay 5A (normally open contacts)	5
SPDT relay 8A (changeover contacts)	1
Total number	6
<b>OTHERS</b>	
Insulated power supply 20/60Vdc - 24Vac	•
Connection for programming key	•
Connection for remote display and keyboard	•
Buzzer	•
CANbus	•
RTC clock	•
Modbus RS485 serial interface	•
Dimensions (DIN modules)	4
Mounting	DIN bar

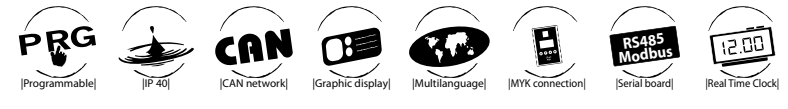
## Dimensions



**MCX08M**

MCX08M is fitted with or without graphic LCD display. It is an electronic controller that holds all the typical functionalities of MCX controllers in the compact size of 8 DIN modules: programmability, connection to the CANbus local network, Modbus RS485 serial communication interface.

It is moreover available in the version with power supply 110-230Vac or 24Vac



MCX08M



Family:|MCX| Type:|08Medium| Display:|LCD| Dimensions:|08DIN|

**Product part numbers**

code	description
080G0084	MCX08M, 24V, LCD, RTC, S
080G0085	MCX08M, 230V, LCD, RTC, S
080G0028	MCX08M, 24V, LCD, RS485, RTC, S
080G0029	MCX08M, 230V, LCD, RS485, RTC, S
080G0086	MCX08M, 24V, RTC, S
080G0087	MCX08M, 230V, RTC, S
080G0034	MCX08M, 24V, RS485, RTC, S
080G0035	MCX08M, 230V, RS485, RTC, S

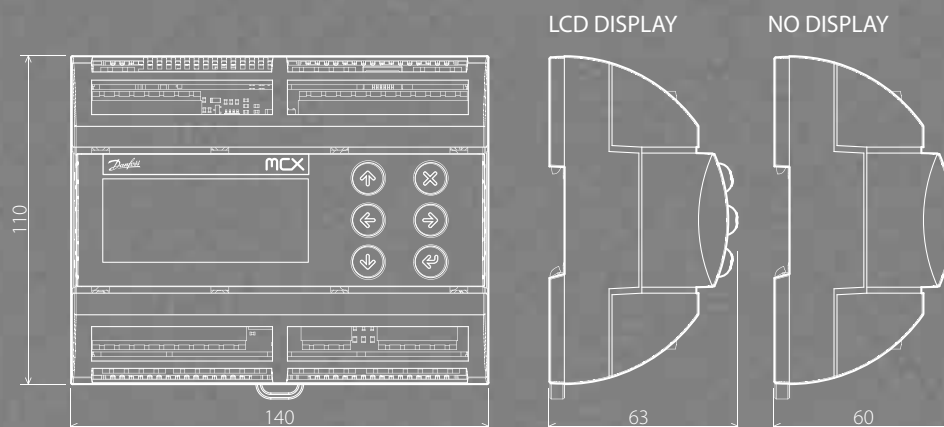
Note: the single pack codes (S) include standard kit connectors. On request are available also the industrial pack codes (I) that don't include standard kit connectors



## General features

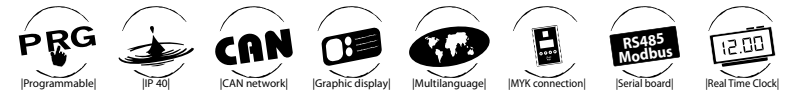
	MCX08M
<b>ANALOG INPUTS</b>	
NTC, 0/1V, 0/5V	4
Universal (NTC, Pt1000, 0/1V, 0/5V, 0/10V, ON/OFF, 0/20mA, 4/20mA) selectable via software	4
Total number	8
<b>DIGITAL INPUTS</b>	
Voltage free contact	8
Total number	8
<b>ANALOG OUTPUTS</b>	
0/10Vdc optoinsulated	2
PWM, PPM selectable via software	2
Total number	4
<b>DIGITAL OUTPUTS</b>	
SPST relay 16A (normally open contacts)	2
SPST relay 8A (normally open contacts)	2
SPDT relay 8A (changeover contacts)	4
Total number	8
<b>OTHERS</b>	
Power supply 24V AC/20-60V DC	•
Power supply 110V/230V AC	•
Connection for programming key	•
Connection for remote display and keyboard	•
Buzzer	•
CANbus	•
RTC clock	•
Modbus RS485 serial interface	•
Dimensions (DIN modules)	8
Mounting	DIN bar

## Dimensions



## MCX15B

MCX15B is fitted with or without graphic LCD display. It is an electronic controller that stands on the top of the MCX range, thanks to the large number of its inputs and outputs. It holds all the typical functionalities of MCX controllers: programmability, connection to the CANbus local network and up to two Modbus RS485 serial communication interfaces. Furthermore it is available in two models, powered at 110-230Vac or 24Vac



MCX15B



Family:|MCX|    Type:|15Big|    Display:|LCD|    Dimensions:|16DIN|

### Product part numbers

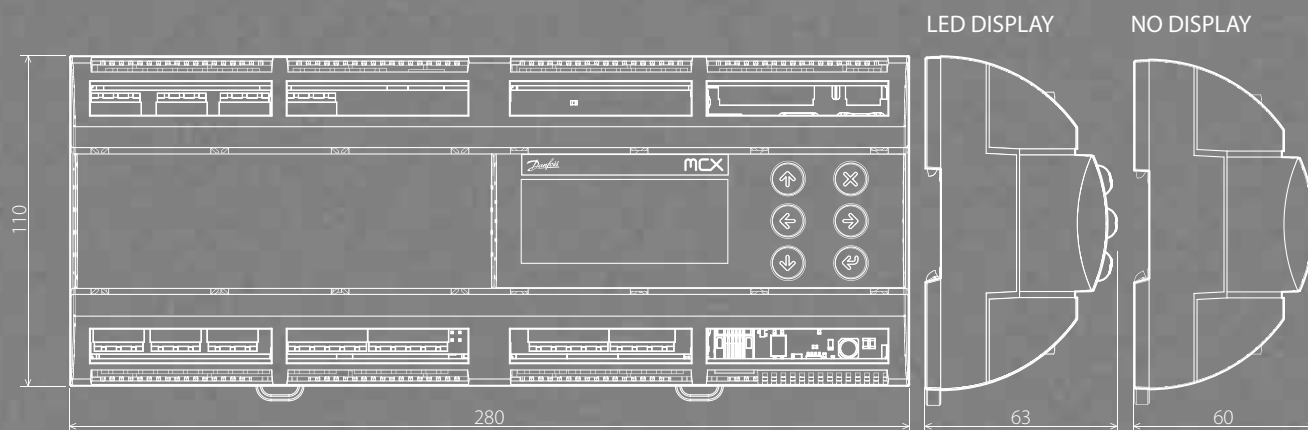
code	description
080G0088	MCX15B, 24V, LCD, RTC, S
080G0089	MCX15B, 230V, LCD, RTC, S
080G0036	MCX15B, 24V, LCD, RS485, RTC, S
080G0037	MCX15B, 230V, LCD, RS485, RTC, S
080G0053	MCX15B, 24V, LCD, 2XRS485, RTC, S
080G0054	MCX15B, 230V, LCD, 2XRS485, RTC, S
080G0090	MCX15B, 24V, RTC, S
080G0091	MCX15B, 230V, RTC, S
080G0042	MCX15B, 24V, RS485, RTC, S
080G0043	MCX15B, 230V, RS485, RTC, S
080G0055	MCX15B, 24V, 2XRS485, RTC, S
080G0056	MCX15B, 230V, 2XRS485, RTC, S

Note: the single pack codes (S) include standard kit connectors. On request are available also the industrial pack codes (I) that don't include standard kit connectors

### General features

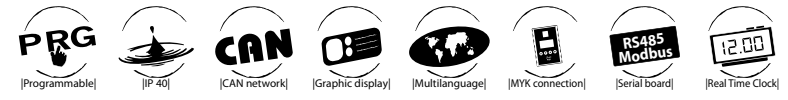
	MCX15B
<b>ANALOG INPUTS</b>	
NTC, 0/1V, 0/5V	4
Universal (NTC, Pt1000, 0/1V, 0/5V, 0/10V, ON/OFF, 0/20mA, 4/20mA) selectable via software	6
Total number	10
<b>DIGITAL INPUTS</b>	
24V optoinsulated	18
230Vac optoinsulated	4
Total number	18
<b>ANALOG OUTPUTS</b>	
0/10Vdc optoinsulated	4
PWM, PPM selectable via software	2
Total number	6
<b>DIGITAL OUTPUTS</b>	
SPDT relay 16A (changeover contacts)	2
SPST relay 8A (normally open contacts)	9
SPDT relay 8A (changeover contacts)	14
Total number	15
<b>OTHERS</b>	
Power supply 24V AC/20-60V DC	•
Power supply 110V/230V AC	•
Connection for programming key	•
Connection for remote display and keyboard	•
Buzzer	•
CANbus	•
RTC clock	•
Modbus RS485 serial interface	•
Dimensions (DIN modules)	16
Mounting	DIN bar

### Dimensions



## MCX20B

MCX20B is fitted with or without graphic LCD display. It is an electronic controller that stands on the top of the MCX range, thanks to the large number of its inputs and outputs. It holds all the typical functionalities of MCX controllers: programmability, connection to the CANbus local network and up to two Modbus RS485 serial communication interfaces. Furthermore it is available in two models, powered at 110-230Vac or 24Vac



MCX20B



Family:|MCX| Type:|20Big| Display:|LCD| Dimensions:|16DIN|

### Product part numbers

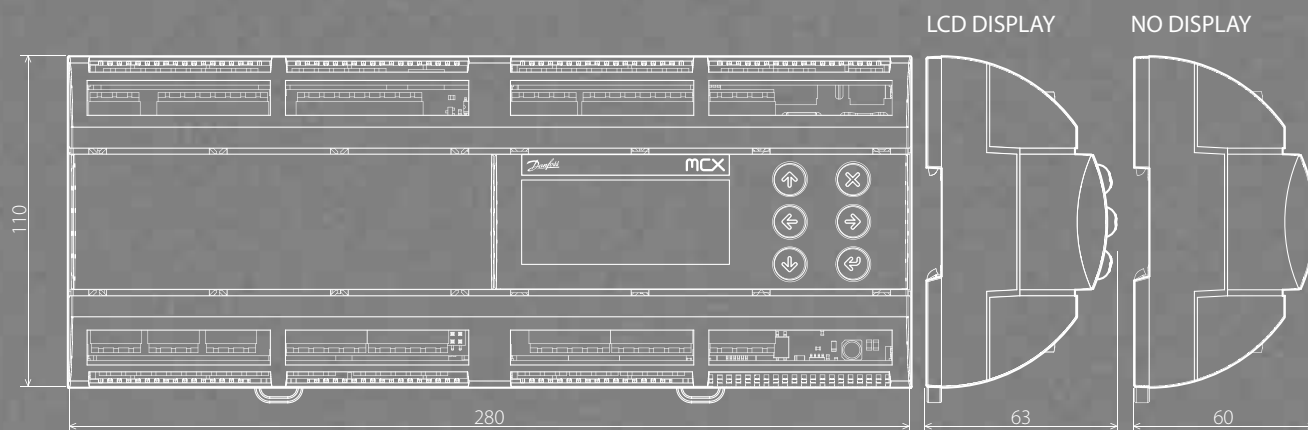
code	description
080G0092	MCX20B, 24V, LCD, RTC, S
080G0093	MCX20B, 230V, LCD, RTC, S
080G0044	MCX20B, 24V, LCD, RS485, RTC, S
080G0045	MCX20B, 230V, LCD, RS485, RTC, S
080G0057	MCX20B, 24V, LCD, 2XRS485, RTC, S
080G0058	MCX20B, 230V, LCD, 2XRS485, RTC, S
080G0094	MCX20B, 24V, RTC, S
080G0095	MCX20B, 230V, RTC, S
080G0050	MCX20B, 24V, RS485, RTC, S
080G0051	MCX20B, 230V, RS485, RTC, S
080G0059	MCX20B, 24V, 2XRS485, RTC, S
080G0060	MCX20B, 230V, 2XRS485, RTC, S

Note: the single pack codes (S) include standard kit connectors. On request are available also the industrial pack codes (I) that don't include standard kit connectors

### General features

	MCX20B
<b>ANALOG INPUTS</b>	
NTC, 0/1V, 0/5V	6
Universal (NTC, Pt1000, 0/1V, 0/5V, 0/10V, ON/OFF, 0/20mA, 4/20mA) selectable via software	10
Total number	16
<b>DIGITAL INPUTS</b>	
24V optoinsulated	22
230Vac optoinsulated	4
Total number	22
<b>ANALOG OUTPUTS</b>	
0/10Vdc optoinsulated	6
Total number	6
<b>DIGITAL OUTPUTS</b>	
SPST relay 16A (normally open contacts)	2
SPDT relay 16A (changeover contacts)	1
SPST relay 8A (normally open contacts)	13
SPDT relay 8A (changeover contacts)	4
Total number	20
<b>OTHERS</b>	
Power supply 24V AC/20-60V DC	•
Power supply 110V/230V AC	•
Connection for programming key	•
Connection for remote display and keyboard	•
Buzzer	•
CANbus	•
RTC clock	•
Modbus RS485 serial interface	•
Dimensions (DIN modules)	16
Mounting	DIN bar

### Dimensions



**LCX06C**

LCX06C is the new low-end programmable controller in the 32x74mm standard size. It also provides options for Modbus RS485 serial communication interface and Real Time Clock



LCX06C



Family:|LCX| Type:|06Compact| Display:|LED| Dimensions:|33x75mm|

**Product part numbers**

code	description
080G0234	LCX06C, 24V, LED, S
080G0236	LCX06C, 24V, LED, RS485, RTC, S

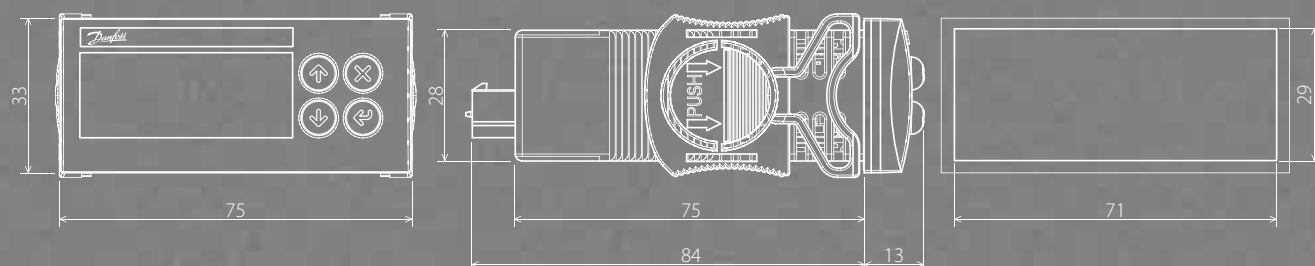
Note: the single pack codes (S) don't include standard kit connectors. On request are available also the industrial pack codes (I) that don't include standard kit connectors

## General features

	LCX06C
<b>ANALOG INPUTS</b>	
Universal (NTC ,PT1000, ON/OFF, 0/1V, 0/5V, 0/10V selectable via software)	2
Universal (NTC ,PT1000, ON/OFF, 0/1V, 0/5V, 0/10V, 0/20mA, 4/20mA selectable via software)	2
Total number	4
<b>DIGITAL INPUTS</b>	
Voltage-free contact	6
Total number	6
<b>ANALOG OUTPUTS</b>	
0/10Vdc, PWM-PPM cutting phase selectable via software	2
Total number	2
<b>DIGITAL OUTPUTS</b>	
SPST Relay 5A (normally open contacts)	6
Total number	6
<b>OTHERS</b>	
Power supply 20/30Vdc - 24Vac	•
Connection for programming key	•
Connection for remote display and keyboard	•
Buzzer	
CANbus	
RTC clock	•
Modbus RS485 serial interface	•
TTL serial interface	•
Display	LED 3½
Dimensions (mm)	33x75
Mounting	Panel


## Dimensions

### LED DISPLAY



**EXC06D**

The EXC06D expansion control presents a configuration of 12 inputs and 9 outputs to offer the maximum flexibility to expand the MCX system. Further features are the possibility to connect it to the local CANbus and Modbus RS485 serial communication interface



EXC06D



Family:|EXC| Type:|06DIN| Display:|no| Dimensions:|04DIN|

**Product part number**

code	description
080G0069	EXC06D, 24V, S

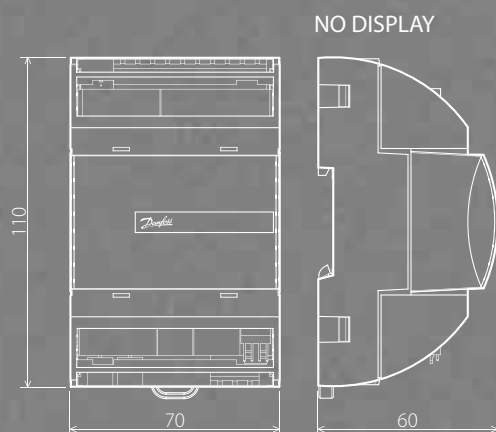
Note: the single pack codes (S) include standard kit connectors. On request are available also the industrial pack codes (I) that don't include standard kit connectors



## General features

	EXC06D
<b>ANALOG INPUTS</b>	
NTC, 0/1V, 0/5V	2
Universal (NTC, Pt1000, 0/1V, 0/5V, 0/10V, ON/OFF, 0/20mA, 4/20mA) selectable via software	2
Total number	4
<b>DIGITAL INPUTS</b>	
Voltage-free contact	8
Total number	8
<b>ANALOG OUTPUTS</b>	
0/10Vdc, PWM, PPM selectable via software	2
PWM, PPM selectable via software	1
Total number	3
<b>DIGITAL OUTPUTS</b>	
SPST relè 5A (normally open contacts)	5
SPST relè 8A (changeover contacts)	1
Total number	6
<b>OTHERS</b>	
Insulated power supply 20/60Vdc - 24Vac	•
Connection for programming key	•
Connection for remote display and keyboard	
Buzzer	
CANbus	•
RTC clock	
Modbus RS485 serial interface	•
Dimensions (DIN modules)	4
Mounting	DIN bar

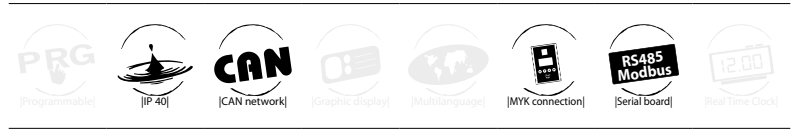
## Dimensions



**EXC12M**

The EXC12M expansion control presents a configuration of 21 inputs and 20 outputs to offer the maximum flexibility to expand the MCX system. Further features are the possibility to connect it to the local CANbus and Modbus RS485 serial communication interface.

It is moreover available in the version with power supply 24Vac or 230Vac



EXC12M



Family:|EXC| Type:|12Medium| Display:|no| Dimensions:|08DIN|

**Product part number**

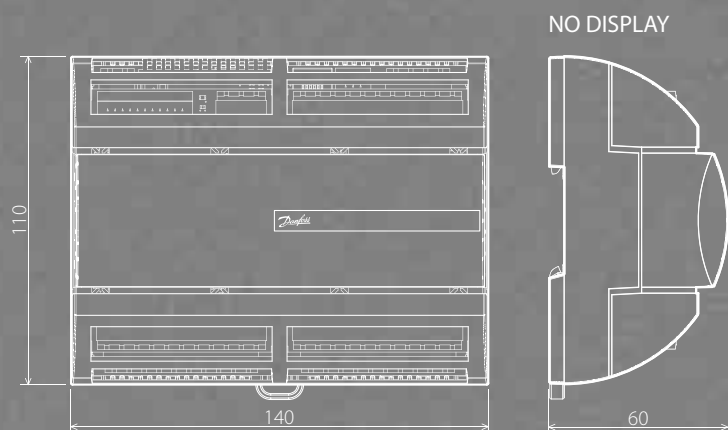
code	description
080G0070	EXC12M, 24V, S
080G0071	EXC12M, 230V, S

Note: the single pack codes (S) include standard kit connectors. On request are available also the industrial pack codes (I) that don't include standard kit connectors

## General features

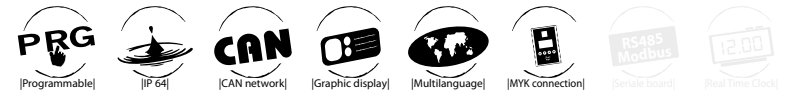
	EXC12M
<b>ANALOG INPUTS</b>	
NTC, 0/1V, 0/5V	3
NTC, 0/1V, 0/5V, 0/10V	4
0/1V, 0/5V, 0/10V, 4/20mA	5
Total number	12
<b>DIGITAL INPUTS</b>	
Voltage free contact	9
Total number	9
<b>ANALOG OUTPUTS</b>	
0/10Vdc	6
0/10Vdc, PWM, PPM selectable via software	2
Total number	8
<b>DIGITAL OUTPUTS</b>	
SPST relè 16A (normally open contacts)	2
SPST relè 5A (normally open contacts)	10
Total number	12
<b>OTHERS</b>	
Insulated power supply 24V AC/20-60V DC	•
Insulated power supply 110V/230V AC	•
Connection for programming key	•
Connection for remote display and keyboard	•
Buzzer	
CANbus	•
RTC clock	
Modbus RS485 serial interface	•
Dimensions (DIN modules)	8
Mounting	DIN bar

## Dimensions



**MMIGRS**

MMIGRS is MCX's family remote interface. It's fitted with a graphic display that allows a complete customization of the user interface



MMIGRS



Family:|MMI| Type:|Graphic| Display:|LCD| Dimensions:|150x88mm|

**Product part numbers**

code	description
080G0010	MMIGRS, REMOTE DISPLAY, PANEL, S
080G0020	MMIGRS, REMOTE DYSPLAY, WALL, S

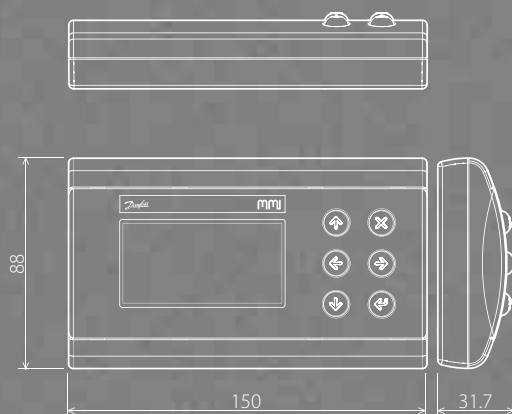
Note: the single pack codes (S) don't include standard kit connectors. On request are available also the industrial pack codes (I) that don't include standard kit connectors

## General features

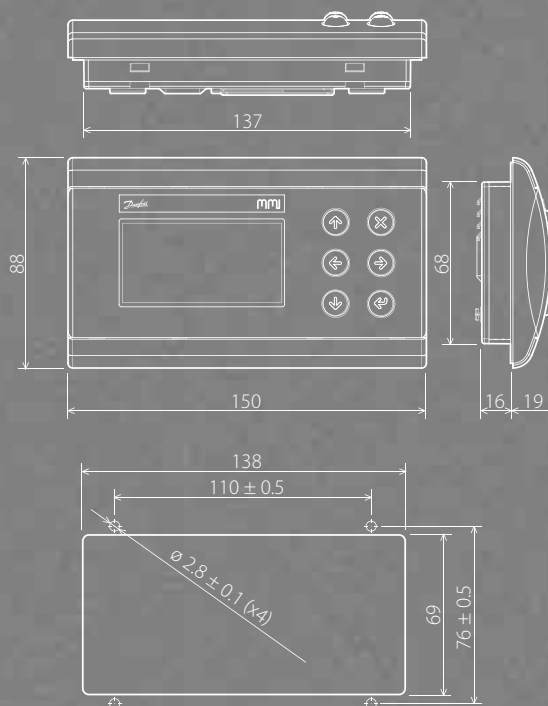
	MMIGRS
<b>TECHNICAL DATA</b>	
Power supply	from the MCX through the RJ11 telephone connector 12Vdc $\pm$ 20% external power supply 12Vac $\pm$ 15% external transformers maximum power consumption: 1.5W
<b>USER INTERFACE</b>	
Display	graphical LCD blue transmissive white LED backlight with adjustable brightness via software display format 128x64dots active visible area 66.5x33.2mm contrast adjustable via software
Keyboard	6 white LED backlight keys individually managed via software function key configurable by means the application software
Mounting	based on the version: - panel mounting - wall mounting
<b>OTHERS</b>	
CANbus	•
Modbus RS485 serial interface	
Buzzer	•
RTC clock	
Protection degree	IP64 ~ NEMA3R (panel version) IP40 (wall version)

## Dimensions

## WALL MOUNTING



## PANEL MOUNTING



**MMILDS**

MMILDS is MCX's family remote interface. It's fitted with a LED display for displaying data from a MCX or from 2 probes that can be locally connected. The connection with any MCX controller is through the CAN bus network. The power supply can come from controller which it is connected



MMILDS



Family:|MMI| Type:|LED SMALL| Display:|LED| Dimensions:|36x84mm|

**Product part number**

code	description
080G0233	MMILDS, 12V, LED, CAN, REMOTE DISPLAY, PANEL, I

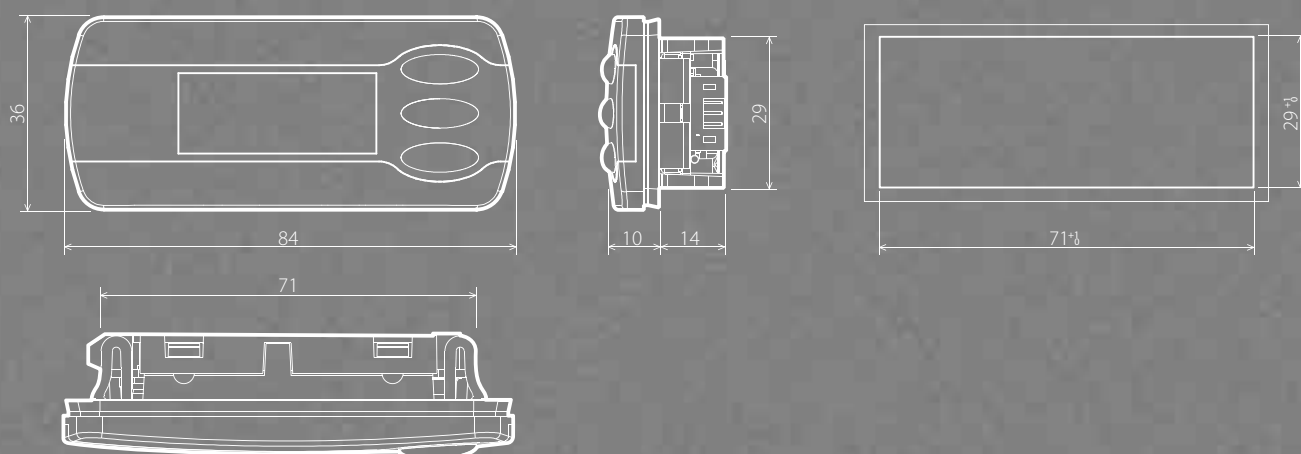
Note: the industrial pack code (I) don't include standard kit connectors

## General features

	MMILDS
<b>ANALOG INPUT</b>	
NTC	1
0/20mA, 4/20mA, 0/5V, 0/1V	1
Total number	2
<b>TECHNICAL DATA</b>	
Power supply	12VDC-12VAC
<b>USER INTERFACE</b>	
Display	LED
Keyboard	3 keys
Mounting	Panel
<b>OTHERS</b>	
CANbus	•
Seriale Modbus RS485	
Buzzer	
RTC clock	
Protection degree	IP65

## Dimensions

## LED DISPLAY

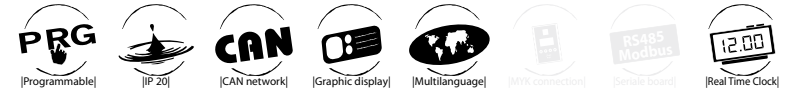


**MMIMYK**

MMIMYK is the advanced “all in one” device that performs up to three different functions:

- Programming module - Gateway - Data logger.

It has a bright graphic display and a keyboard that enable to configure the module to run several functions. It has also a slot for MMC card (Multi Media Card) to extend the memory capacity



MMIMYK



Family:|MMI| Type:|Prg| Display:|OLED| Dimensions:|71,5x105mm|

**Product part numbers**

code	description
080G0072	MMIMYK, PC/MCX INTERFACE AND MCX PROGRAMMING, S
080G0073	MMIMYK, PC/MCX INTERFACE AND MCX PROGRAMMING, DATA LOGGING, S

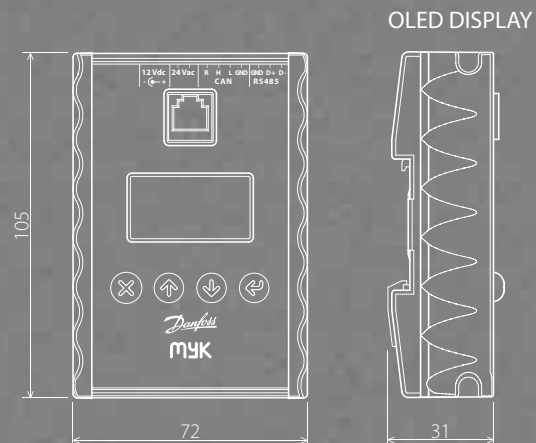
Note: the single pack codes (S) include standard kit connectors



## General features

	MMIMYK
<b>TECHNICAL DATA</b>	
Power supply	from the MCX through the RJ11 telephone connector 12Vdc (from DC connector) 24Vac (from screw plug-in connector type pitch 3.5mm): on this supply it is advisable to use a dedicated transformer 24Vac-10VA from USB 2.0 (maximum 500mA)
Memory	internal 2MB MMC expansion slot (Multi Media Card) up to 2GB
<b>USER INTERFACE</b>	
Display	graphic OLED display format 128x64dots active visible area 35x17.5mm
Keyboard	4 keys
Mounting	DIN guide or portable
<b>OTHERS</b>	
CANbus	isolated with respect to USB
Modbus RS485 serial interface	isolated with respect to USB
Buzzer	•
RTC clock	•
Protection degree	IP20

## Dimensions



### CSTFR1

CSTFR1 is an electronic programmable controller especially dedicated to refrigeration market and that allows full multiplexed cabinet management. Thanks to the software customisation possibility, it can be used in several types of application.

It's also available with optoinsulated Modbus RS485 serial communication interface



CSTFR1



Family:|CST|    Type:|Custom|    Display:|No|    Dimensions:|08DIN|

#### Product part numbers

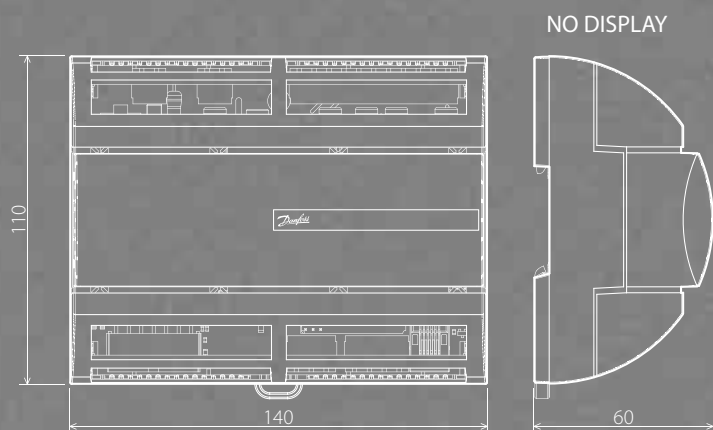
code	description
080G0155	CSTFR1, 230V, I
080G0156	CSTFR1, 230V, RS485, I

Note: the industrial pack code (I) include standard kit connectors

## General features

	CSTFR1
<b>ANALOG INPUTS</b>	
NTC	4
NTC, 0/5V, 4/20mA selectable via software	1
Total number	5
<b>DIGITAL INPUTS</b>	
Voltage free contact	4
Total number	4
<b>ANALOG OUTPUTS</b>	
PWM, PPM selectable via software	1
Total number	1
<b>DIGITAL OUTPUTS</b>	
SPST relay 16A	1
SPDT relay 8A	1
SPST relay 8A	2
SSR 230Vac	1
Total number	5
<b>OTHERS</b>	
Insulated power supply 110-230Vac, 50-60Hz	•
Connection for programming key	•
Connection for remote user interface	•
Buzzer	
CANbus	•
RTC clock	
Modbus RS485 serial interface	•
Dimensions (DIN module)	8
Mounting	DIN bar

## Dimensions



**EXD316**

EXD316 can be used where there are requirements to accurate control of superheat and temperature in connection with refrigeration. The superheat is controlled by one pressure transmitter and one temperature sensor. The expansion valve has to be a step motor valve type ETS or Saginomiya type UKV, SKV, VKV or PKV. An external battery backup can be mounted for safety cut off the valve when a power failure occurs. EXD316 can be also used as a “valve driver” by receiving a current or voltage signal from an external controller. EXD316 has a CANbus communication interface for the integration in the MCX system



EXD316



Family:|EXD| Type:|Driver for valve| Display:|No| Dimensions:|4DIN|

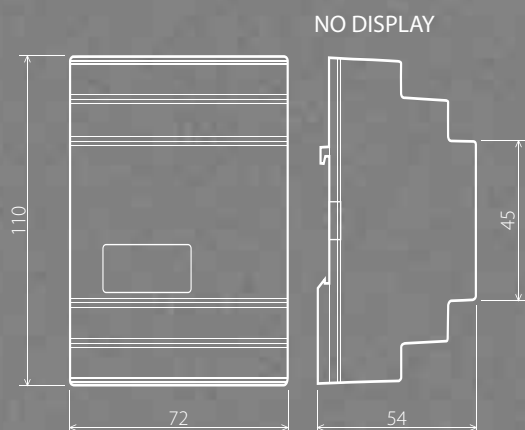
**Product part number**

code	description
084B8042	EXD316, SUPERHEAT CONTROLLER, S

## General features

	EXD316
<b>TECHNICAL DATA</b>	
Power supply	24Vac/dc +/- 15% 50-60Hz, 10VA
Battery backup	18-24Vdc
Input signal	Current signal: 4-20mA or 0-20mA Voltage signal: 0-10V or 1-5V
Digital input	1
Alarm relay	1 (AC-1:4A ohmic , AC-15:3A inductive)
<b>OTHERS</b>	
CANbus	•
Modbus RS485 serial interface	
Buzzer	
RTC clock	
Protection degree	IP20
Mounting	DIN bar

## Dimensions



**ACCMMR**

ACCMMR allows to connect up to two MMI user interface giving them the required power supply.

ACCMMR has 24Vac or 230Vac power supply and DIN rail mounting



ACCMMR



Family:|ACC| Type:|Remote module| Display:|No| Dimensions:|04DIN|

**Product part number**

code	description
080G0011	ACCMMR, 24V, S
080G0052	ACCMMR, 230V, S

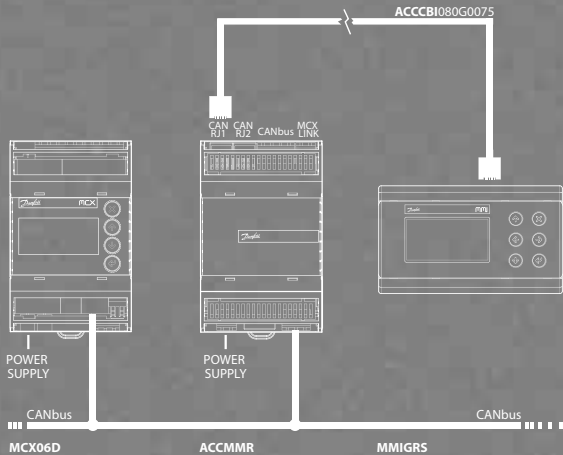
Note: the single pack codes (S) include standard kit connectors. On request are available also the industrial pack codes (I) that don't include standard kit connectors

General features

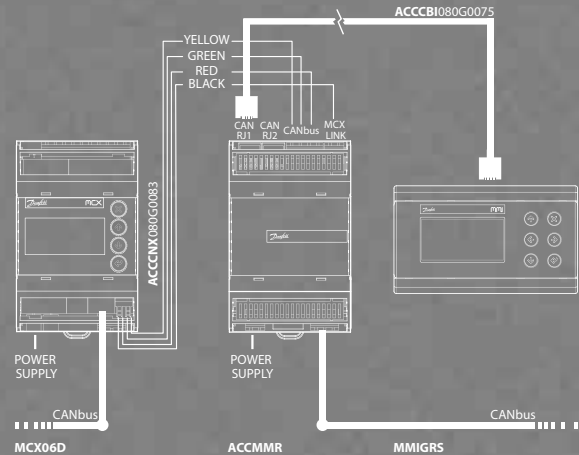
	ACCCMMR
<b>OTHERS</b>	
Internal protection device	PTC thermistor
CANbus	•
Dimensions (DIN modules)	4
Mounting	DIN bar

Connection diagram

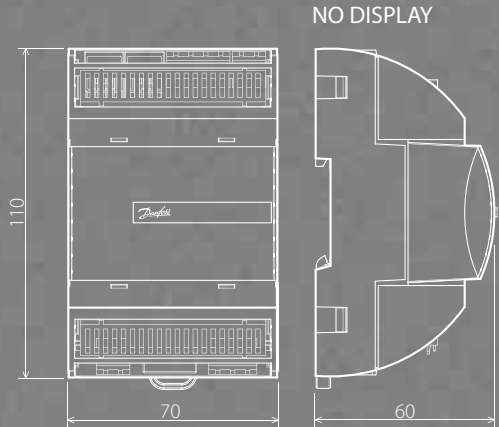
MMIGRS REMOTE CONNECTION



DIRECT CONNECTION BETWEEN MMIGRS AND MCX06



Dimensions



**ACCGTW**

ACCGTW is a industrial gateway that gives connectivity to Ethernet, Internet, external analogue Modem, GSM or GPRS. The gateway has internal functionality such as alarm management (SMS, e-mail and SNMP), data logger (with graphs processing) and a web server monitoring and control. ACCGTW permits to link any Modbus device connected via serial line. All the configurations take place by means the internal web server making easier devices configuration on every application



ACCGTW



Family|ACC| Type:|Gateway| Display:|No| Dimensions:|04DIN|

**Product part number**

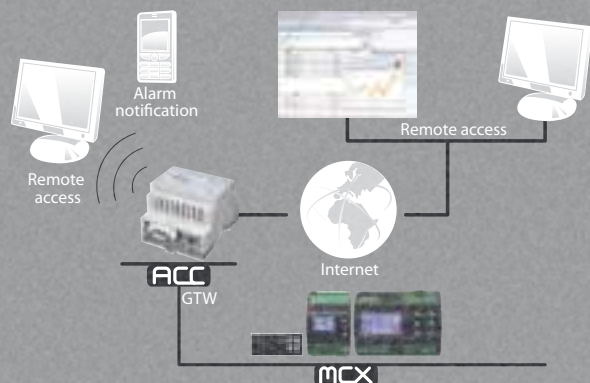
code	description
080G0068	ACCGTW, USB-RS485 CONVERTER
080G0187	ACCGTW, WEB SERVER GATEWAY
080G0188	ACCGTW, WEB SERVER GATEWAY WITH GSM MODEM



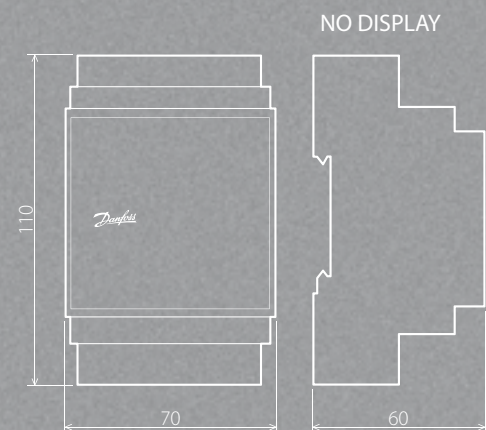
### General features

	ACCGTW
<b>DIGITAL INPUTS</b>	
Voltage free contacts	2
<b>POWER SUPPLY</b>	
24Vac	.
<b>CONNECTIONS</b>	
Ethernet	RJ45 (10/100 Mbit/sec)
RS232	Female DB9
RS485	Screw connectors
<b>OTHERS</b>	
Protocols	Modbus RTU, ASCII, TCP/IP
Dimensions (DIN module)	4
Mounting	DIN bar

### Connection diagram

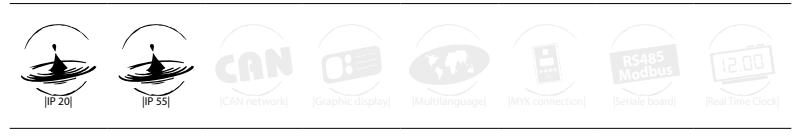


### Dimensions



**ACCSCS**

ACCSCS is a controller for the speed regulation of voltage control fans. The regulating curve depend on the load and on the supply voltage. ACCSCS has 1 command signal input type 0...10V or 4...20mA or PWM, coming from an external regulating device. It's possible to connect more than one motor in parallel way on condition that maximum input regulating current is less than control nominal current



ACCSCS



Family:|ACC| Type:|Regulator| Display:|No| Dimensions:|See models|

**Product part number**

code	description
080G0215	ACCSCS, SINGLE PHASE REG. 230VAC, 8A
080G0216	ACCSCS, SINGLE PHASE REG. 230VAC, 12A
080G0217	ACCSCS, THREE PHASE REG. 400VAC, 8A
080G0218	ACCSCS, THREE PHASE REG. 400VAC, 12A
080G0219	ACCSCS, THREE PHASE REG. 400VAC, 20A
080G0220	ACCSCS, THREE PHASE REG. 400VAC, 28A
080G0221	ACCSCS, THREE PHASE REG. 400VAC, 40A
080G0222	ACCSCS, THREE PHASE REG. 400VAC, 50A



**ACCTRS**

ACCTRS are safety transformers from 230Vac to 24Vac, 10VA fully packed into epossidic resin for screw mounting



Family:|ACC| Type:|Transformers| Display:|No| Dimensions:|60x41.5mm|

**Product part number**

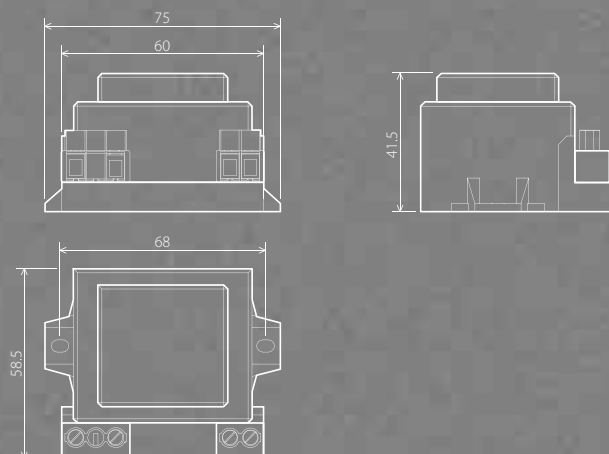
code	description
080G0224	ACCTRS, EMERGENCY TRANSFORMER, 230VAC/24VAC, 10VA, SCREW MOUNTING

ACCTRS

## General features

	ACCTRS
<b>TECHNICAL DATA</b>	
Primar voltage	230Vac
Secundar voltage	24Vac
<b>OTHERS</b>	
Nominal power	10VA
Mounting	Screw

## Dimensions



**ACCTRD**

ACCTRD are safety transformers from 230Vac to 24Vac protected against short circuit and fully packed into epossidic resin for DIN rail mounting

ACCTRD



Family:|ACC| Type:|Transformers| Display:|No| Dimensions:|See models|

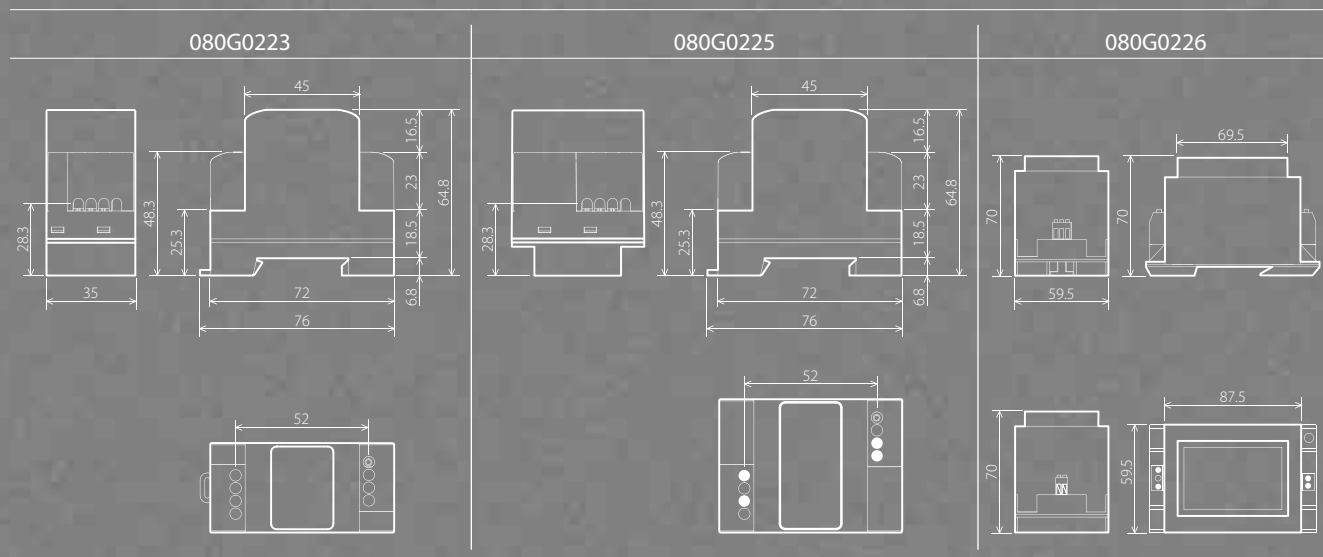
**Product part number**

code	description
080G0223	ACCTRD, EMERGENCY TRANSFORMER, 230VAC/24VAC, 12VA, INTERNAL PTC, DIN MOUNTING
080G0225	ACCTRD, EMERGENCY TRANSFORMER, 230VAC/24VAC, 22VA, INTERNAL PTC, DIN MOUNTING
080G0226	ACCTRD, EMERGENCY TRANSFORMER, 230VAC/24VAC, 35VA, INTERNAL PTC, DIN MOUNTING

General features

	ACCTRD
<b>TECHNICAL DATA</b>	
Primar voltage	230Vac
Secundar voltage	24Vac
<b>OTHERS</b>	
Internal protection device	PTC thermistor
Mounting	DIN rail

Dimensions



**ACCPBT**

The ACCPBT temperature probes series supplied by Danfoss Electronics come to cover all needs of temperature monitoring, for low and high temperature applications. It includes NTC probes with IP67 and IP68. When more accuracy is required, then Pt1000 probes IP68 are available

ACCPBT



Family:|ACC| Type:|Temperature probe|

**Product part number**

code	description
080G0199	ACCPBT, NTC TEMP. PROBE, IP67, 1.5m CABLE
080G0200	ACCPBT, NTC TEMP. PROBE, IP67, 3m CABLE
080G0201	ACCPBT, NTC TEMP. PROBE, IP67, 6m CABLE
080G0203	ACCPBT, NTC TEMP. PROBE, IP68 6X20, 1.5m CABLE
080G0202	ACCPBT, NTC TEMP. PROBE, IP68 6X20, 3m CABLE
080G0204	ACCPBT, NTC TEMP. PROBE, IP68 6X20, 6m CABLE
080G0205	ACCPBT, NTC TEMP. PROBE, IP68 6X40, 1.5m CABLE
080G0206	ACCPBT, NTC TEMP. PROBE, IP68 6X40, 3m CABLE
080G0207	ACCPBT, NTC TEMP. PROBE, IP68 6X40, 6m CABLE
080G0209	ACCPBT, PT1000 TEMP. PROBE, IP68 6X40, 1.5m CABLE
080G0208	ACCPBT, PT1000 TEMP. PROBE, IP68 6X40, 3m CABLE
080G0210	ACCPBT, PT1000 TEMP. PROBE, IP68 6X40, 6m CABLE
080G0211	ACCPBT, PT1000 TEMP. PROBE, IP44 5X40, 1.5m CABLE, 0 +550°C
080G0212	ACCPBT, NTC TEMP. PROBE, IP67 6X40, 1.5m CABLE, -50+200°C, 100kOhm@25°C
080G0213	ACCPBT, REMOVIBLE FITTING, 1/4 GAS FOR TEMP. PROBES, 6X40 BULB



**ACCPBP**

The ACCPBP pressure probes series supplied by Danfoss Electronics come to cover all needs of pressure monitoring, both for refrigeration and air conditioning applications. They include pressure transmitters with 0..5V ratiometric signal output and 4...20mA standard current signal.

They are available with two types of electrical connection: with built-in cable or for DIN 43650 standard connector



Family:|ACC| Type:|FFW probe|

**Product part number**

code	description
060G0139	ACCPBP, RATIOMETRIC PRESSURE PROBE, 10 – 90 % V, -1...9 BAR, 7/16-20 UNF FLARE FITTING, DIN CONNECTOR 43650 – A PG 9
060G0090	ACCPBP, RATIOMETRIC PRESSURE PROBE, 10 – 90 % V, -1...34 BAR, 7/16-20 UNF FLARE FITTING, DIN CONNECTOR 43650 – A
060G4254	ACCPBP, RATIOMETRIC PRESSURE PROBE, 10 – 90 % V, -1...34 BAR 7/16-20 UNF FLARE FITTING, DIN CONNECTOR 43650 – A PG 9
060G1321	ACCPBP, PRESSURE PROBE, 4 – 20 MA, -1...6 BAR, 7/16-20 UNF FLARE FITTING, DIN CONNECTOR 43650 – A PG 9
060G1327	ACCPBP, PRESSURE PROBE, 4 – 20 MA, 0...30 BAR, 7/16-20 UNF FLARE FITTING, DIN CONNECTOR 43650 – A PG 9
060G1034	ACCPBP, PRESSURE PROBE CABLE, DIN CONNECTOR 43650, 5m CABLE

**ACCCBI**

The ACCCBI connecting cables can provide all different needs for connection between MCX controller and MMI user interface

ACCCBI



Family:|ACC| Type:|Cable|

**Product part number**

code	description
080G0074	ACCCBI, TELEPHONE CABLE USER INTERFACE CONNECTOR, 0.8m CABLE
080G0075	ACCCBI, TELEPHONE CABLE USER INTERFACE CONNECTOR, 1.5m CABLE
080G0076	ACCCBI, TELEPHONE CABLE USER INTERFACE CONNECTOR, 3m CABLE
080G0077	ACCCBI, TELEPHONE CABLE USER INTERFACE CONNECTOR, 6m CABLE
080G0061	ACCCBI, TELEPHONE CABLE, 12V, 0.8m CABLE
080G0062	ACCCBI, TELEPHONE CABLE, 12V, 1.5m CABLE
080G0063	ACCCBI, TELEPHONE CABLE, 12V, 3m CABLE
080G0064	ACCCBI, TELEPHONE CABLE, 12V, 6m CABLE
080G0238	ACCCBI, MMILDS CABLE RJ12/JST PH, 1m CABLE
080G0239	ACCCBI, MMILDS CABLE RJ12/JST PH, 2m CABLE

**ACCCNX**

ACCCNX kit connectors are available for any of the MCX and EXC controllers



Family:|ACC| Type:|Connector kit|

**Product part number**

code	description
080G0175	MCX06C CONNECTORS KIT
080G0176	MMIMYK CONNECTORS KIT
080G0177	LCX06C CONNECTORS KIT
080G0179	MCX06D/EXC06D CONNECTORS KIT
080G0180	MCX08M CONNECTORS KIT
080G0181	MCX15B CONNECTORS KIT
080G0182	MCX20B CONNECTORS KIT
080G0183	EXC12M CONNECTORS KIT
080G0184	ACCMR CONNECTORS KIT
080G0185	CSTFR1 CONNECTORS KIT
080G0081	ACCCNX, WIRED CONNECTORS KIT FOR MCX06C, 1m CABLE
080G0082	ACCCNX, WIRED CONNECTORS KIT FOR MCX06C, 2m CABLE
080G0083	ACCCNX, WIRED CONNECTORS FOR MCX06D TO MMIGRS, 2m CABLE
080G0170	ACCCNX, WIRED CONNECTORS KIT FOR MCX06C, 1m MARKED CABLE
080G0171	ACCCNX, WIRED CONNECTORS KIT FOR MCX06C, 2m MARKED CABLE

### Argentina

Danfoss S. A.  
San Lorenzo 4310  
1605 Buenos Aires  
E-mail: [argentina@danfoss.com](mailto:argentina@danfoss.com)  
Tel: +54 11 5556 7000  
Fax: +54 11 4756 4100

### Denmark

Danfoss A/S  
Nordborgvej 81  
6430 Nordborg  
E-mail: [danfoss@danfoss.com](mailto:danfoss@danfoss.com)  
Tel: +45 74 88 22 22  
Fax: +45 74 49 09 49

### Australia

Danfoss (Australia) Pty Ltd  
18 Dansu Court, Hallam  
3803 Victoria - Melbourne  
E-mail: [danfoss@danfoss.com.au](mailto:danfoss@danfoss.com.au)  
Tel: +61 3 0418 599 882  
Fax: +61 3 9703 5159

### Egypt

AVAK  
Cornish El Nil Building 14, 1st. floor  
P.O. Box 630 Maadi  
E-mail: [avakimpex@avak.com](mailto:avakimpex@avak.com)  
Tel: +20 2 5261177  
Fax: +20 2 5261188

### Austria

Danfoss Gesellschaft M.B.H.  
Danfoss-Strasse 8  
2353 Guntramsdorf  
E-mail: [danfoss.at@danfoss.com](mailto:danfoss.at@danfoss.com)  
Tel: +43 2236 50 40 0  
Fax: +43 2236 50 40 40

### Finland

Oy Danfoss Ab, Espoo  
Kivenlahdentie 7  
02361 Espoo  
E-mail: [info@danfoss.fi](mailto:info@danfoss.fi)  
Tel: +358 207 010 600  
Fax: +358 207 010 601

### Belgium

N.V. Danfoss S.A.  
A. Gossetlaan 28  
1702 Groot-Bijgaarden  
E-mail: [info@danfoss.be](mailto:info@danfoss.be)  
Tel: +32 2 525 07 11  
Fax: +32 2 525 07 57

### France

Danfoss S.a.r.l.  
1 bis avenue Jean d'Alembert  
78990 Elancourt  
E-mail: [danfoss@danfoss.fr](mailto:danfoss@danfoss.fr)  
Tel: +33 1 30625000  
Fax: +33 1 30697470

### Brazil

Danfoss do Brasil Ltda  
Rua América Vespúcio, 85  
CEP 06273-070 São Paulo  
E-mail: [sac@danfoss.com](mailto:sac@danfoss.com)  
Tel: +55 11 2135 5400  
Fax: +55 11 2135 5455

### France

Danfoss S.a.r.l., Branch Office Lyon  
110 Avenue Jean Jeures  
69007 Lyon  
Tel: +33 4 37652800  
Fax: +33 4 37652801

### Chile

Danfoss Industrias Ltda.  
Calle Cordillera 331  
Santiago Quilicura  
E-mail: [chile@danfoss.com](mailto:chile@danfoss.com)  
Tel: +56 2 897 8800  
Fax: +56 2 739 1055

### Germany

Danfoss GmbH  
Carl-Legien-Str. 8  
63004 Offenbach/Main  
E-mail: [info-drives@danfoss-sc.de](mailto:info-drives@danfoss-sc.de)  
Tel: +49 69 89020  
Fax: +49 69 8902324

### China

Danfoss (Shanghai) Ltd  
900 Yi Shan Road  
200233 Shanghai  
E-mail: [shanghai@danfoss.com](mailto:shanghai@danfoss.com)  
Tel: +86 021 6151 3000  
Fax: +86 021 6151 3100

### Hong Kong

Danfoss (Shanghai) Ltd  
900 Yi Shan Road  
200233 Shanghai  
E-mail: [shanghai@danfoss.com](mailto:shanghai@danfoss.com)  
Tel: +86 021 6151 3000  
Fax: +86 021 6151 3100

### China

Danfoss (Tianjin) Limited  
8A Guanghua Road  
100026 Beijing  
E-mail: [beijing@danfoss.com](mailto:beijing@danfoss.com)  
Tel: +86 10 6581 4800  
Fax: +86 10 6581 4825

### India

Danfoss Industries Pvt. Ltd.  
296, Old Mahabalipuram Road  
600119 Chennai  
E-mail: [danfoss.chennai@danfoss.com](mailto:danfoss.chennai@danfoss.com)  
Tel: +91 44 65501555  
Fax: +91 44 65501444

**India**

Danfoss Industries Pvt Ltd,  
18th main, VI Block  
560095 Bangalore  
E-mail: s\_dhagat@danfoss.com  
Tel: +91 44 66501555  
Fax: +91 44 66501444

**New Zealand**

Danfoss (New Zealand) Ltd.  
6 George Bourke Drive  
Mount Wellington, Auckland  
Tel: +64 09 259 25 10  
Fax: +64 09 270 21 12

**Spain**

Danfoss S.A.  
Caléndula 93 El Soto de la Moraleja  
28109 Alcobendas - Madrid  
Tel: +34 91 658 66 88  
Fax: +34 91 663 73 70

**Indonesia**

Danfoss Industries Pte Ltd  
25 International Business Park  
609916 Singapore  
E-mail: spore.refrigeration@danfoss.com  
Tel: +65 6 885 9788  
Fax: +65 6 885 9799

**Norway**

Danfoss AS  
Årenga 2  
1340 Skui  
E-mail: danfoss@danfoss.no  
Tel: +47 67 17 73 80  
Fax: +47 67 13 68 50

**Spain**

Danfoss SA, Branch office Barcelona  
Solsones 2, esc B, local C2  
08820 Barcelona  
Tel: +34 916 586 688  
Fax: +34 916 637 370

**Ireland**

Danfoss Ireland Ltd.  
Centre Point Business Park Oak Road  
12 Dublin  
E-mail: marketing@danfoss.ie  
Tel: +353 01 626 8111  
Fax: +353 01 626 9334

**Paraguay**

Petersen Industria & Hogar S.A.  
Santo Tomas entre Avda  
(1072) (1072) Asunción  
E-mail: ventasasu@petersen.com.py  
Tel: +595 21 206-131  
Fax: +595 21 206-136

**Sweden**

Danfoss AB  
Industrigatan 5  
SE-581 99 Linköping  
E-mail: danfoss@danfoss.se  
Tel: +46 1325 8500  
Fax: +46 0 13 13 01 81

**Israel**

Radion Engineering Company Ltd.  
11, Hasivim St., P.O. Box 7111  
49 250 Petach Tikva  
E-mail: control@radion.co.il  
Tel: +972 3 922 6688  
Fax: +972 3 922 6655

**Philippines**

Danfoss Inc.  
Acacia corner Commerce Avenue  
1770 City, Philippines  
E-mail: danfossinc@danfoss.com  
Tel: +63 2 809 7130  
Fax: +63 2 809 7271

**United Kingdom**

Danfoss Limited  
Capswood, Oxford Road Denham  
UB9 4LH Buckinghamshire  
E-mail: denham.reception@danfoss.com  
Tel: +44 0870 608 0008  
Fax: +44 0870 608 0009

**Italy**

Danfoss S.r.l.  
Corso Tazzoli 221  
10137 Torino  
E-mail: info@danfoss.it  
Tel: +39 011 3000 511  
Fax: +39 011 3000 573

**Poland**

Danfoss Sp. z o.o  
Ul. Chrzanowska 5  
05-825 Grodzisk Mazowiecki  
E-mail: info@danfoss.pl  
Tel: +48 22 755 0700  
Fax: +48 22 755 0701

**USA**

Danfoss Inc., Refrigeration & A/C Division  
11655 Crossroads Circle  
MD 21220 Baltimore  
E-mail: baltimore@danfoss.com  
Tel: +1 410 931-8250  
Fax: +1 410 931-8256

**Malaysia**

Danfoss Industries Sdn Bhd  
5, Jalan Astaka  
40150 Shah Alam, Selangor  
E-mail: MYSC01RA@danfoss.com  
Tel: +60 3 7845 1608  
Fax: +60 3 7845 1609

**Russian Fed.**

Danfoss LLC  
Pavlo-Slobodskoye settlement, house 217  
143582 Moscow Region  
E-mail: info@danfoss.ru  
Tel: +7 495 792 57 57  
Fax: +7 495 792 57 58

**Mexico**

Danfoss Industries S.A. de C.V.  
81 Nuevo León  
66600 Apodaca  
E-mail: mexico@danfoss.com  
Tel: +52 81 8156 5685  
Fax: +40 81 8156 5625

**Saudi Arabia**

Danfoss FZCO  
P.O. Box 61248  
Jebel Ali Free Zone - Dubai  
E-mail: danfoss.ae@danfoss.com  
Tel: +971 4 8872220  
Fax: +971 4 8872221

**Netherlands**

Danfoss B.V.  
Admiraal Lucashof 3  
3115 HM Schiedam  
E-mail: info@danfoss.nl  
Tel: +31 10 2492070  
Fax: +31 10 249 2001

**South Africa**

Danfoss (Pty) Ltd  
23, Trinity Close, Paulshof Ext. 45  
2128 Rivonia  
E-mail: danfoss@danfoss.co.za  
Tel: +27 11 803 8390  
Fax: +27 11 803 8244



|DANFOSS ELECTRONICS SPA| - San Vendemiano - Italy





**Danfoss Electronics spa**

Tel: +39 0438 336611

Fax: +39 0438 336699

[info@danfosselectronics.com](mailto:info@danfosselectronics.com)

[www.danfosselectronics.com](http://www.danfosselectronics.com)